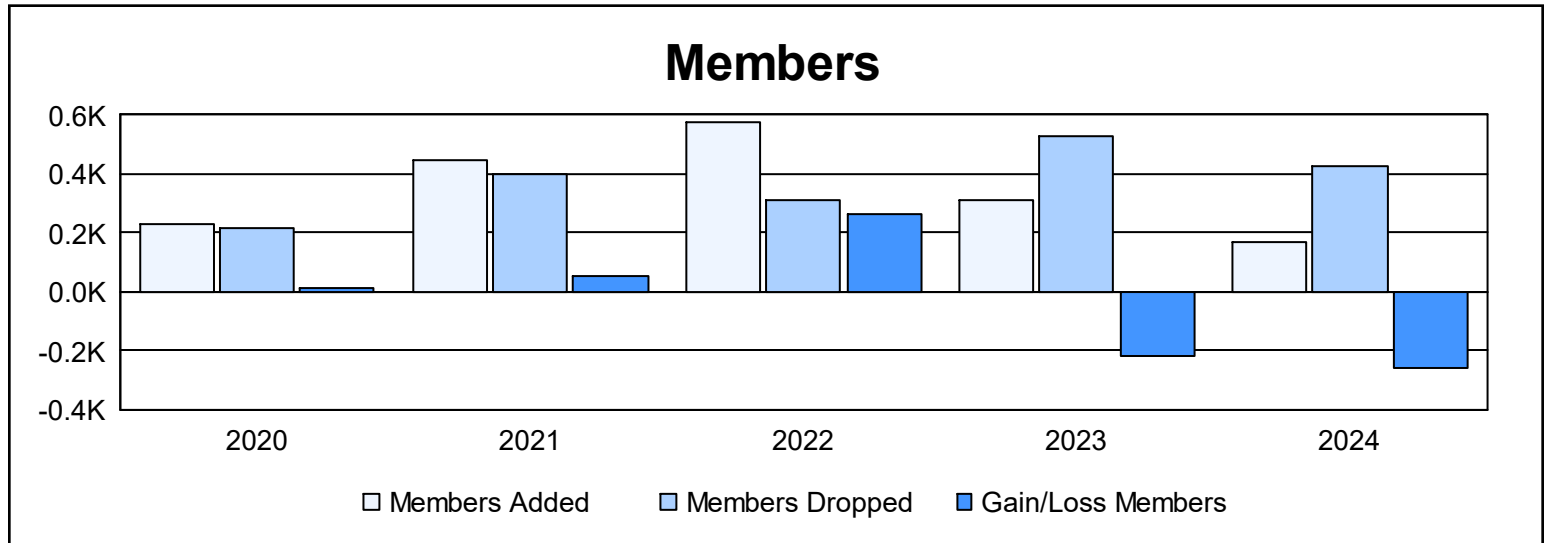
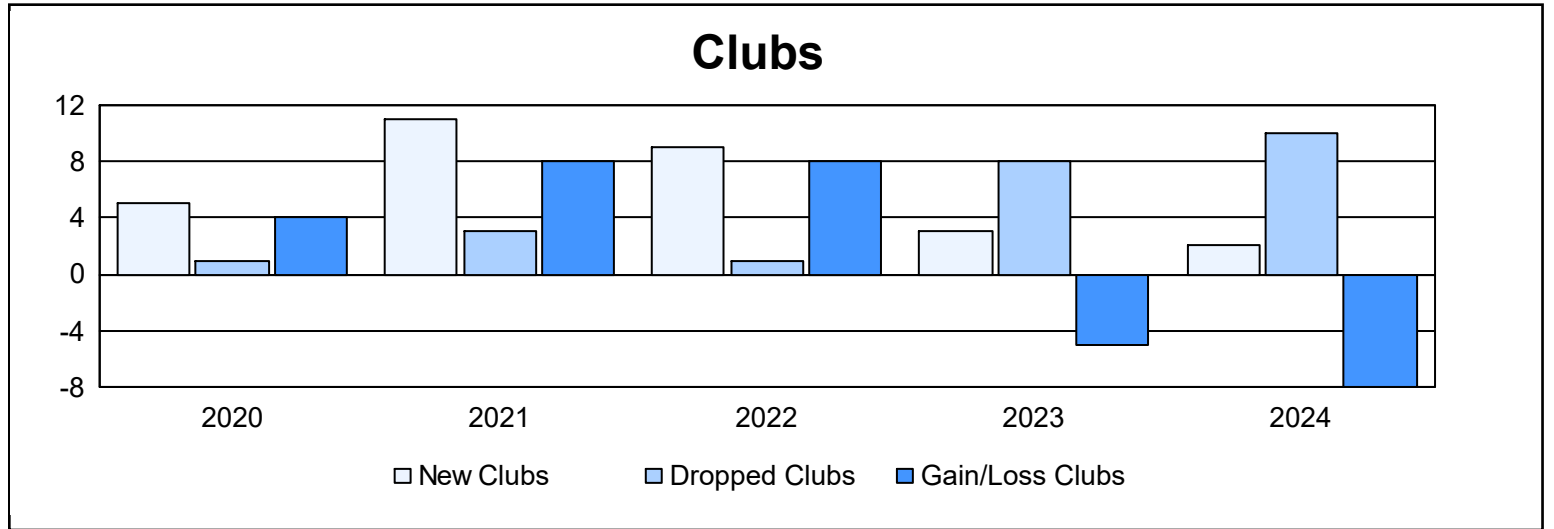
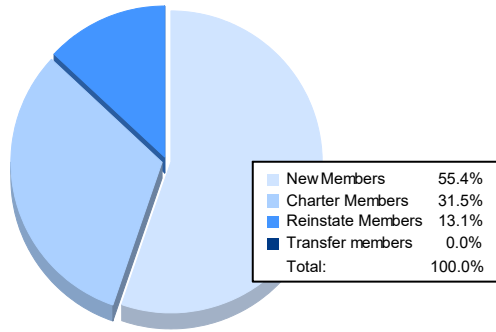


Year	New Clubs	Dropped Clubs	Gain/ Loss Clubs	New Members	Charter Members	Reinstate Members	Transfer Members	Total Member Added	Total Members Dropped	Gain/ Loss Members
2019-2020	5	1	4	116	96	13	2	227	217	10
2020-2021	11	3	8	210	232	6	2	450	398	52
2021-2022	9	1	8	294	262	21	1	578	313	265
2022-2023	3	8	-5	127	147	36	2	312	529	-217
2023-2024	2	10	-8	93	53	22	0	168	424	-256
<b>Average</b>	<b>6</b>	<b>5</b>	<b>1</b>	<b>168</b>	<b>158</b>	<b>20</b>	<b>1</b>	<b>347</b>	<b>376</b>	<b>-29</b>



### Membership Composition June 2024 Cumulative



### Gender Composition June 2024 Cumulative

